


BALL TRANSFER UNITS

BALL TRANSFER UNIT TRACKS

By means of Ball Transfer Units and Ball Transfer Unit Tracks surface-hardened, flat goods can be moved or turned in all horizontal directions with minimum effort. The stated load capacities refer to the even, hardened underside of the goods to be conveyed. Depending on the condition of the conveyed goods, the quantity of Ball Transfer Units must be increased over and above the indicated theoretical load capacity.



Ball Transfer Units:

Balls: chrome steel

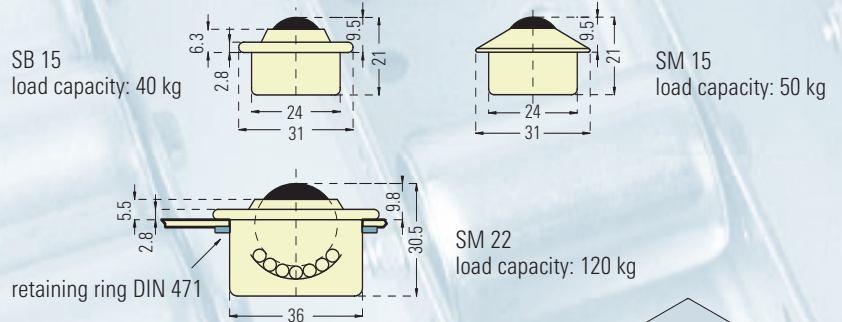
Housing Type **SB**: steel sheet with hardened surface, zinc-plated

Ball dia. 15 mm: **SB 15**

Housing Type **SM**: massive steel, for high impact loading, zinc-plated

Ball dia. 15 mm: **SM 15**

Ball dia. 22 mm: **SM 22**



Retaining Ring DIN 471 to fix the Ball Transfer Units:

Retaining Ring for ball dia. 15 mm: **A 24**

Retaining Ring for ball dia. 22 mm: **A 36**

Ball Transfer Unit Track:

Ball Transfer Unit Tracks are used for the easy transportation of flat and stable loads of all kinds in all directions, with rolling friction.

Order example:

KRS 15 B – 75 / 1500

Ball dia. 15 mm, sheet-metal housing, pitch 75 mm, 1500 mm long

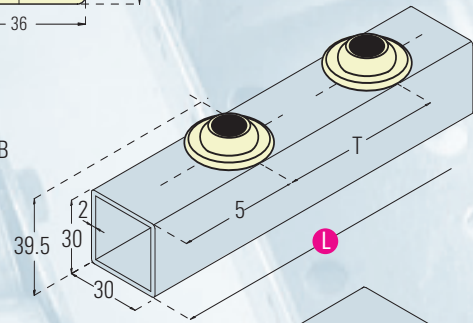
KRS 15 M - 100 / 1750

Ball dia. 15 mm, massive sheet-metal housing, Pitch 100 mm, 1750 mm long

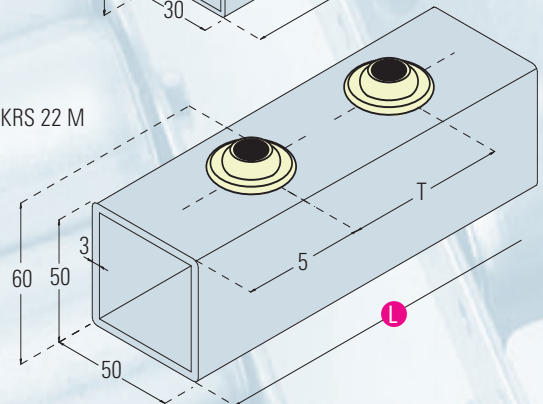
KRS 22 M - 200 / 2000

Ball dia. 22 mm, massive sheet-metal housing, Pitch 200 mm, 2000 mm long

ball transfer unit track KRS 15 B
T = 75, 100, 125, 150



ball transfer unit track KRS 22 M
T = 100, 150, 200



BALL TRANSFER UNITS/BALL TRANSFER UNIT TRACKS

Design/Type	Ball	Pitch	/Length L (max. 2,000 mm)	Retaining Ring
KRS 15 B	SB 15	75, 100, 125, 150	A24
KRS 15 M	SM 15	75, 100, 125, 150	A24
KRS 22 M	SM 22	100, 150, 200	A36