

## WHEEL RAILS

The Autofix-Wheel Rail is compatible with the Fix-Wheel Rail. At a completely automatic production process big amounts can be economically produced and therefore a quick delivery can be ensured. The loading of rail profiles is illustrated by the resistance factor of  $0.5 \text{ cm}^3$ .

The Autofix-Wheel Rail can only be delivered with normal wheels (**N**).

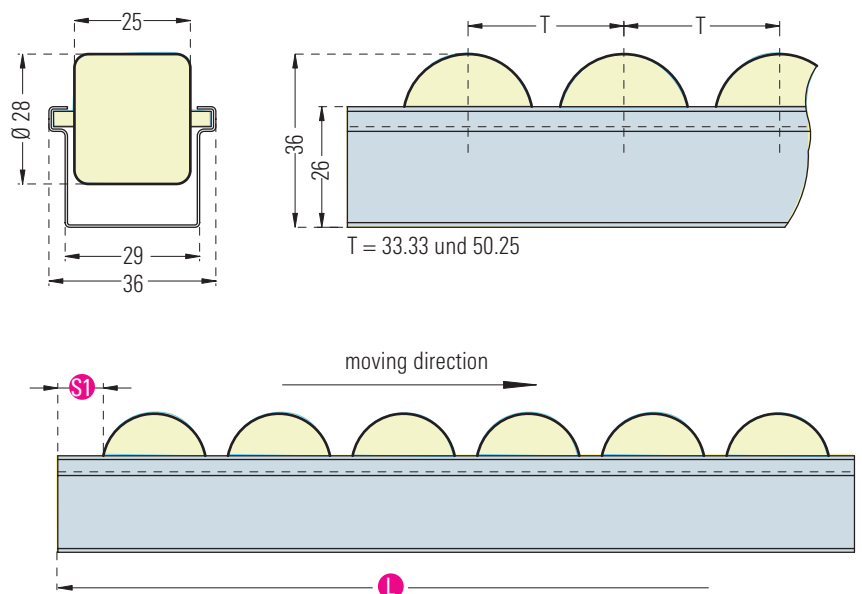

Autofix-Wheel Rails can be delivered in two pitches (33 and 50 mm). The Wheel Rails are supplied in any length – as required by the customer (max. length 5000 mm, min. length 700 mm).

The position of the first wheel (**S1**) can be freely chosen. Most accessories are compatible with the Autofix-Wheel Rails.

### Order Example:

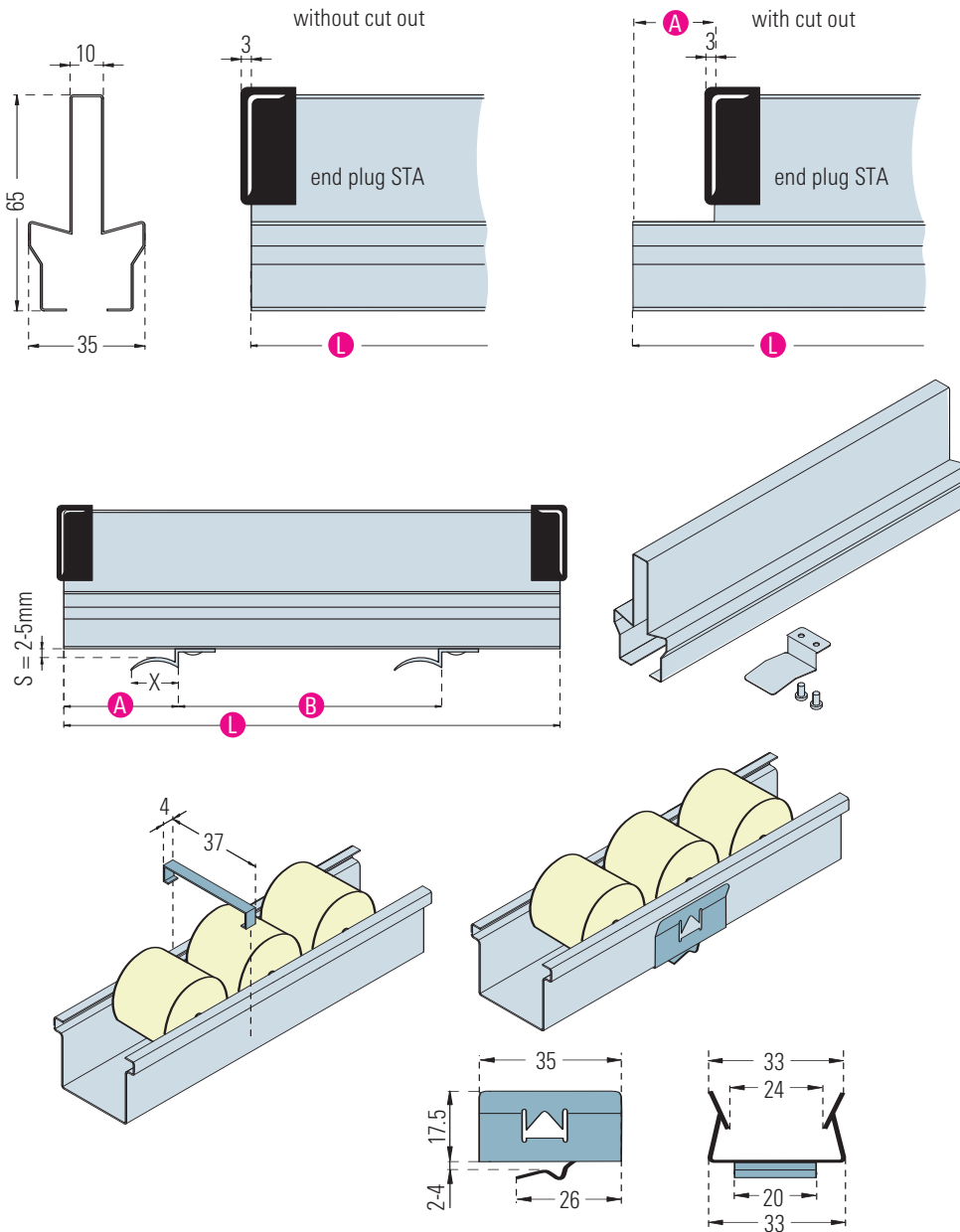
#### AN 33 – 4000

Autofix-Wheel Rail, 33.33 mm pitch  
4000 mm total length



# AUTOFIX-WHEEL RAILS

## the alternative, which is good value



### ACCESSORIES

#### Guide rail: **AFU – Length**

A new guide rail has been developed for the Autofix-Wheel Rail to meet the necessary market requirements.

#### Cut out: **A**

The guide rail can also be delivered with a cut out.

#### End plug: **STA**

End plugs for each side are delivered in series with each guide rail.

#### Spring clamps: **FKL 14** and **FKL 20**

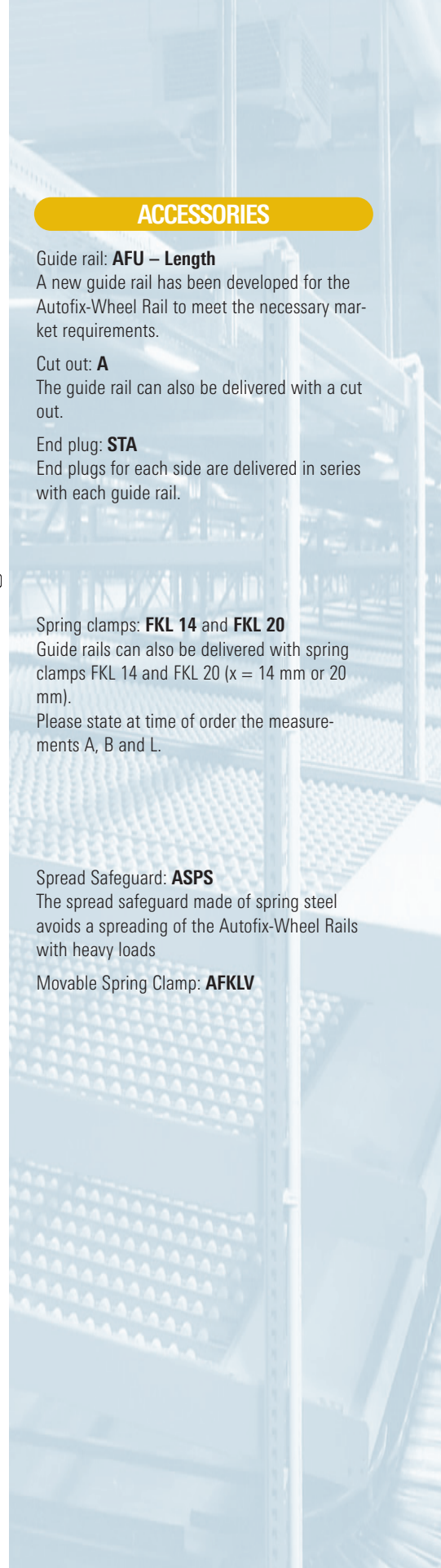
Guide rails can also be delivered with spring clamps FKL 14 and FKL 20 (x = 14 mm or 20 mm).

Please state at time of order the measurements A, B and L.

#### Spread Safeguard: **ASPS**

The spread safeguard made of spring steel avoids a spreading of the Autofix-Wheel Rails with heavy loads

#### Movable Spring Clamp: **AFKLV**



### AUTOFIX-WHEEL RAILS

Design/Type	Pitch	/Length L ( min. 700, max. 5000 mm)	First Wheel S
AN	33	.....	.....
AN	50	.....	.....

### ACCESSORIES AUTOFIX-WHEEL RAIL

Guide Rail AFU - Length L	Cut Out /A	End Plug STA	Spring Clamp FKL - ..... /A/B/L	Spread Safeguard ASPS
AFU - .....	/ .....	STA	FKL - 14/...../...../.....	ASPS
			FKL - 20/...../...../.....	
			AFKLV/...../...../.....	